


Welcome



to



TAKE PART

QUEENS PARK



Art Pack

The materials in the box are yours to keep and have fun with at home.

For more info visit:
bedfordcreativearts.org.uk

**BEDFORD ARTS
CREATIVE**



Funded by:





POST CARD



It's time to get creative!
Over the coming weeks, we'll be sending ideas to get you started on making art about the place where you live. We'd like you to make art with your family.

For these activities, you'll just need the materials in your box and things from around your home.

Everything can pack away in your box - more will be coming to add to your supplies! Please keep your creations so we can make an exhibition when everyone is back together.

Please send photos of your creations to your school - our artists would love to see what you've made.

From Bedford Creative Arts and The Higgins Bedford

Meet the artists:



ADVENTURES
IN SOUND
with Andy Holden
& Mira Calix



EXPLORE and DRAW
the place you live
with Caroline
Wendling



IN HOUSE SOUND BINGO!

Sounds can be QUIET or LOUD and LOW or HIGH in pitch. Sounds vibrate the air!

Let's now listen to the sounds around us.







Say each of the words on the card, firstly loud and quick, then quiet and slow: clink, chop, thud, whirl, bang, gush, tick, tap, scrape, clonk, whoosh, crackle, clap, hum, sizzle, drip, crack!!

What in your house could make sounds like these?

Now take your sheet and walk around the house and listen to all the machines and noises in your home.

Fill in the squares for all the sounds you can hear the whirl of a washing machine? The scrape of butter across a slice of toast.

On your blank bingo sheet write the name of the object that made the sound or draw a picture of it.

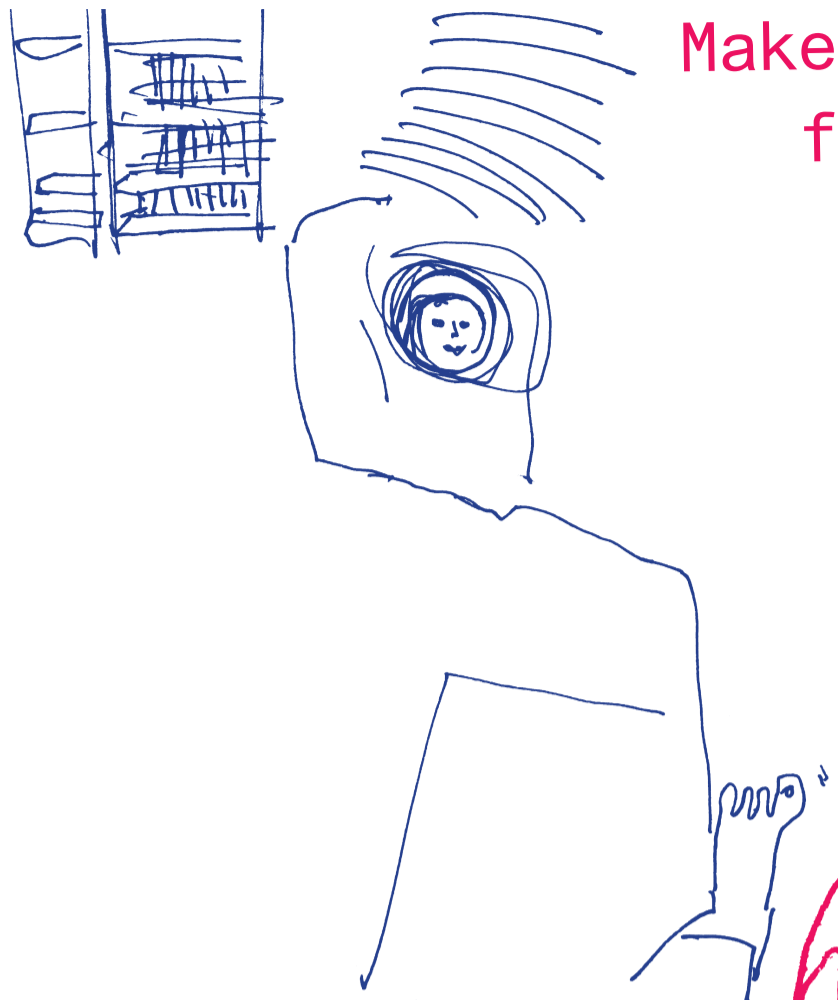
<p>pets</p> 	<p>music</p> 	<p>the LOUDEST sound in my house:</p>	<p>the <small>quietest</small> sound in my house:</p>
<p>clink</p> 	<p>chop</p> 	<p>thud</p> 	<p>whirl</p> 
<p>bang</p> 	<p>gush</p> 	<p>tick/tap</p> 	<p>scrape</p> 
<p>clonk</p> 	<p>whoosh</p> 	<p>crackle</p> 	<p>clap</p> 
<p>hum</p> 	<p>sizzle</p> 	<p>drip</p> 	<p>crack</p> 

Imagine you can hear your favourite sound right now and then describe this sound to us as if we are hearing it for the first time.


We've been listening for sounds in the house. Maybe you've found some new ones you didn't notice before. Have you noticed how different words and other things sound if you change the DYNAMICS by making them LOUD or very QUIET?

Making MAPS with Caroline

Make a MAP of your journey from your bed to the breakfast table




Which **foot** do you put first on the floor?



Do you say hello to your **pets**?



Do you look out of the **window** to see if the sun is out?



Who makes your **breakfast**?