

*Commotion
in the
Ocean*

SEA LIFE ARTS AND CRAFTS WITH ANNE-MARIE ABBATE

Let's create an underwater world!



**Join me for a Zoom
workshop using this pack!**

Date: August 5th 2021

Time: 11am-12pm

Go to www.zoom.us and use:

Meeting ID: 862 4474 8378

Passcode: 646445



Turn the page for instructions and ideas!



**Here's your
art pack:**

Card
Paper plates
Felt tips
Wiggly eyes
Glue stick
Lollipop stick



**You could
also use:**

Cereal boxes
Magazines
Wooden spoon
Crayons
Colour pencils
Sellotape

YOU ARE INVITED TO A GRAND FINALE SHOW-AND-TELL
**Why not join us for one last Zoom workshop to show us all
what you have made using the packs?**


Date: August 26th 2021 Time: 11am-12pm

Go to www.zoom.us and use:

Meeting ID: 862 7207 2412 Passcode: 312828



1. Cut or tear shapes from your paper plate to make a body.





2. Use the spare pieces to make the tails, fins, scales and bubbles, stick them on with glue.



3. Add colour using bright colours and patterns.



4. Don't forget wiggly eyes!



5. Tear up green paper to make shapes like underwater plants and coral. Stick these onto blue card to make a picture of the ocean.



6. Tape a lolly stick onto the back of the creatures, or stick the creatures onto your sea background.